





















## APPENDIX B

# Economy Data










Indicators capture legal differences between men and women in the following areas:

Economy	 MOBILITY	 WORKPLACE	 PAY	 MARRIAGE	 PARENTHOOD	 ENTREPRENEURSHIP	 ASSETS	 PENSION	 WBL 2021 INDEX
Afghanistan	50	75	0	20	20	75	40	25	38.1
Albania	100	100	100	100	80	100	100	50	91.3
Algeria	75	75	50	60	60	75	40	25	57.5
Angola	100	50	50	100	60	100	100	25	73.1
Antigua and Barbuda	75	50	75	100	0	75	80	75	66.3
Argentina	100	75	50	100	60	75	100	50	76.3
Armenia	100	50	75	100	60	75	100	100	82.5
Australia	100	100	100	100	100	100	100	75	96.9
Austria	100	100	100	100	100	100	100	75	96.9
Azerbaijan	100	100	0	100	80	100	100	50	78.8
Bahamas, The	100	100	75	80	20	75	100	100	81.3
Bahrain	50	75	25	40	40	100	40	75	55.6
Bangladesh	100	50	25	60	20	75	40	25	49.4
Barbados	75	75	50	100	40	75	100	100	76.9
Belarus	100	50	50	100	80	75	100	50	75.6
Belgium	100	100	100	100	100	100	100	100	100.0
Belize	75	75	50	100	60	75	100	100	79.4
Benin	75	100	50	80	60	75	80	100	77.5
Bhutan	100	100	100	80	40	50	80	25	71.9
Bolivia	100	75	100	100	60	100	100	75	88.8
Bosnia and Herzegovina	100	100	50	100	80	100	100	50	85.0
Botswana	75	25	75	100	0	75	60	100	63.8
Brazil	100	100	75	100	80	75	100	50	85.0
Brunei Darussalam	50	25	75	40	0	75	60	100	53.1
Bulgaria	100	100	100	100	100	100	100	25	90.6
Burkina Faso	75	100	25	80	80	75	100	100	79.4
Burundi	100	100	75	60	40	75	60	75	73.1
Cabo Verde	100	100	75	100	40	100	100	75	86.3
Cambodia	100	100	75	80	20	100	100	25	75.0
Cameroon	50	75	25	40	80	50	60	100	60.0
Canada	100	100	100	100	100	100	100	100	100.0
Central African Republic	75	100	25	80	60	75	100	100	76.9










Source: Women, Business and the Law database.

Economy	 MOBILITY	 WORKPLACE	 PAY	 MARRIAGE	 PARENTHOOD	 ENTREPRENEURSHIP	 ASSETS	 PENSION	 WBL 2021 INDEX
Chad	75	75	50	60	60	50	60	100	66.3
Chile	100	75	75	80	100	75	60	75	80.0
China	100	100	25	100	80	75	100	25	75.6
Colombia	100	100	50	100	80	75	100	50	81.9
Comoros	75	75	100	40	40	75	40	75	65.0
Congo, Dem. Rep.	100	100	50	40	80	100	60	100	78.8
Congo, Rep.	50	25	25	40	20	75	60	100	49.4
Costa Rica	100	100	50	100	40	75	100	100	83.1
Côte d'Ivoire	100	100	50	60	80	75	100	100	83.1
Croatia	100	100	100	100	100	100	100	50	93.8
Cyprus	75	100	75	100	80	100	100	100	91.3
Czech Republic	100	100	100	100	100	100	100	50	93.8
Denmark	100	100	100	100	100	100	100	100	100.0
Djibouti	100	100	50	20	60	100	40	75	68.1
Dominica	75	25	50	100	0	75	100	75	62.5
Dominican Republic	100	100	75	80	60	100	100	75	86.3
Ecuador	100	100	100	100	40	75	100	100	89.4
Egypt, Arab Rep.	50	75	0	0	20	75	40	100	45.0
El Salvador	100	100	75	80	80	100	100	75	88.8
Equatorial Guinea	75	25	100	20	60	0	60	75	51.9
Eritrea	100	100	75	60	20	75	100	25	69.4
Estonia	100	100	100	80	100	100	100	100	97.5
Eswatini	100	25	50	40	20	0	60	75	46.3
Ethiopia	100	100	25	80	60	75	100	75	76.9
Fiji	100	100	50	100	60	75	100	75	82.5
Finland	100	100	100	100	80	100	100	100	97.5
France	100	100	100	100	100	100	100	100	100.0
Gabon	50	75	25	20	80	50	60	100	57.5
Gambia, The	100	50	75	100	60	75	60	75	74.4
Georgia	100	100	75	100	60	100	100	50	85.6
Germany	100	100	100	100	80	100	100	100	97.5
Ghana	100	100	50	100	20	75	80	75	75.0
Greece	100	100	100	100	80	100	100	100	97.5
Grenada	100	50	100	100	20	75	100	100	80.6
Guatemala	100	25	50	80	60	75	100	75	70.6
Guinea	100	100	50	60	40	100	60	100	76.3
Guinea-Bissau	75	25	0	60	20	25	60	75	42.5
Guyana	75	100	100	80	40	100	100	100	86.9
Haiti	50	50	100	40	40	75	80	75	63.8
Honduras	100	100	50	80	20	100	100	50	75.0










Source: Women, Business and the Law database.

Economy	 MOBILITY	 WORKPLACE	 PAY	 MARRIAGE	 PARENTHOOD	 ENTREPRENEURSHIP	 ASSETS	 PENSION	 WBL 2021 INDEX
Hong Kong SAR, China	100	100	75	100	40	100	100	100	89.4
Hungary	100	100	75	100	100	100	100	100	96.9
Iceland	100	100	100	100	100	100	100	100	100.0
India	100	100	25	100	40	75	80	75	74.4
Indonesia	100	50	75	40	40	75	60	75	64.4
Iran, Islamic Rep.	0	0	50	0	60	75	40	25	31.3
Iraq	25	100	50	0	20	75	40	50	45.0
Ireland	100	100	100	100	100	100	100	100	100.0
Israel	100	100	50	60	60	100	100	75	80.6
Italy	100	100	100	80	100	100	100	100	97.5
Jamaica	100	25	50	100	20	75	100	75	68.1
Japan	100	50	50	80	100	75	100	100	81.9
Jordan	25	0	75	20	40	100	40	75	46.9
Kazakhstan	100	50	25	100	80	75	100	25	69.4
Kenya	100	100	100	100	40	50	80	75	80.6
Kiribati	100	100	100	100	20	75	60	75	78.8
Korea, Rep.	100	100	25	100	80	75	100	100	85.0
Kosovo	100	100	100	100	60	100	100	75	91.9
Kuwait	50	0	0	40	0	75	40	25	28.8
Kyrgyz Republic	100	100	25	100	40	100	100	50	76.9
Lao PDR	100	100	75	100	80	100	100	50	88.1
Latvia	100	100	100	100	100	100	100	100	100.0
Lebanon	100	50	50	60	20	75	40	25	52.5
Lesotho	100	75	75	80	20	75	100	100	78.1
Liberia	100	100	100	100	40	75	80	75	83.8
Libya	75	50	75	20	40	75	40	25	50.0
Lithuania	100	100	100	100	100	100	100	50	93.8
Luxembourg	100	100	100	100	100	100	100	100	100.0
Madagascar	75	100	25	80	40	75	100	100	74.4
Malawi	50	100	100	100	20	75	100	75	77.5
Malaysia	50	50	50	40	0	75	60	75	50.0
Maldives	100	100	75	60	40	100	40	75	73.8
Mali	50	50	50	20	60	75	80	100	60.6
Malta	100	100	75	100	60	100	100	75	88.8
Marshall Islands	100	50	100	100	0	100	20	75	68.1
Mauritania	100	25	25	0	60	75	0	100	48.1
Mauritius	100	100	100	100	60	100	100	75	91.9
Mexico	100	100	75	100	60	100	100	75	88.8
Micronesia, Fed. Sts.	100	25	75	100	0	75	60	75	63.8

Source: Women, Business and the Law database.

Economy	 MOBILITY	 WORKPLACE	 PAY	 MARRIAGE	 PARENTHOOD	 ENTREPRENEURSHIP	 ASSETS	 PENSION	 WBL 2021 INDEX
Moldova	100	75	75	100	100	100	100	25	84.4
Mongolia	100	100	75	100	60	100	100	25	82.5
Montenegro	100	100	75	100	80	100	100	50	88.1
Morocco	100	100	50	60	80	100	40	75	75.6
Mozambique	100	100	50	100	60	100	100	50	82.5
Myanmar	75	25	50	80	60	75	80	25	58.8
Namibia	75	100	100	100	40	75	100	100	86.3
Nepal	75	100	100	100	40	75	80	75	80.6
Netherlands	100	100	100	100	80	100	100	100	97.5
New Zealand	100	100	100	100	80	100	100	100	97.5
Nicaragua	100	100	75	100	40	100	100	75	86.3
Niger	75	75	75	20	60	50	20	100	59.4
Nigeria	50	75	50	100	0	75	80	75	63.1
North Macedonia	100	100	50	100	80	100	100	50	85.0
Norway	100	100	100	100	100	75	100	100	96.9
Oman	0	75	25	20	0	75	40	50	35.6
Pakistan	75	100	25	60	20	75	40	50	55.6
Palau	100	25	75	100	0	75	20	75	58.8
Panama	100	100	50	80	80	75	100	50	79.4
Papua New Guinea	75	50	25	100	0	75	80	75	60.0
Paraguay	100	100	100	100	80	100	100	75	94.4
Peru	100	100	100	80	80	100	100	100	95.0
Philippines	75	100	100	60	60	100	60	75	78.8
Poland	100	100	100	100	100	100	100	50	93.8
Portugal	100	100	100	100	100	100	100	100	100.0
Puerto Rico (US)	100	100	75	100	20	100	100	75	83.8
Qatar	25	0	50	20	0	75	40	25	29.4
Romania	100	100	100	100	100	100	100	25	90.6
Russian Federation	100	50	50	80	80	75	100	50	73.1
Rwanda	100	100	75	100	20	75	100	75	80.6
Samoa	75	100	75	100	40	75	100	75	80.0
San Marino	100	50	75	80	60	75	100	100	80.0
São Tomé and Príncipe	100	100	75	80	60	75	100	100	86.3
Saudi Arabia	100	100	100	60	40	100	40	100	80.0
Senegal	75	100	25	60	60	75	40	100	66.9
Serbia	100	100	100	100	100	100	100	50	93.8
Seychelles	75	50	75	100	80	75	80	75	76.3
Sierra Leone	100	75	50	100	0	75	80	75	69.4
Singapore	100	75	75	100	60	75	100	75	82.5
Slovak Republic	100	100	75	100	80	100	100	25	85.0

Source: Women, Business and the Law database.

Economy	 MOBILITY	 WORKPLACE	 PAY	 MARRIAGE	 PARENTHOOD	 ENTREPRENEURSHIP	 ASSETS	 PENSION	 WBL 2021 INDEX
Slovenia	100	100	75	100	100	100	100	100	96.9
Solomon Islands	75	25	25	100	0	75	80	75	56.9
Somalia	75	50	50	20	40	75	40	25	46.9
South Africa	100	100	100	100	80	100	100	25	88.1
South Sudan	100	100	100	80	40	75	40	25	70.0
Spain	100	100	100	100	80	100	100	100	97.5
Sri Lanka	100	75	25	100	20	75	80	50	65.6
St. Kitts and Nevis	100	25	50	100	40	75	80	100	71.3
St. Lucia	75	100	100	80	40	75	100	100	83.8
St. Vincent and the Grenadines	75	25	50	100	20	75	100	100	68.1
Sudan	0	0	0	0	20	75	40	100	29.4
Suriname	100	50	75	80	60	50	100	75	73.8
Sweden	100	100	100	100	100	100	100	100	100.0
Switzerland	100	100	100	100	60	75	100	50	85.6
Syrian Arab Republic	25	25	0	40	40	75	40	50	36.9
Taiwan, China	100	100	100	100	80	75	100	75	91.3
Tajikistan	100	50	50	100	80	100	100	50	78.8
Tanzania	100	100	100	80	60	75	60	75	81.3
Thailand	100	100	75	80	20	75	100	75	78.1
Timor-Leste	100	75	75	80	60	75	100	100	83.1
Togo	100	100	100	60	60	75	80	100	84.4
Tonga	100	25	75	100	0	75	20	75	58.8
Trinidad and Tobago	75	50	75	80	20	100	100	100	75.0
Tunisia	100	100	25	60	40	75	40	100	67.5
Turkey	100	100	75	80	80	75	100	50	82.5
Uganda	75	100	100	80	40	75	40	75	73.1
Ukraine	100	100	0	100	60	100	100	75	79.4
United Arab Emirates	100	100	100	60	60	100	40	100	82.5
United Kingdom	100	100	100	100	80	100	100	100	97.5
United States	100	100	75	100	80	100	100	75	91.3
Uruguay	100	100	75	80	80	75	100	100	88.8
Uzbekistan	100	50	25	80	60	100	100	50	70.6
Vanuatu	75	25	50	80	0	100	60	75	58.1
Venezuela, RB	100	100	75	100	80	75	100	50	85.0
Vietnam	100	100	75	100	80	100	100	0	81.9
West Bank and Gaza	25	25	0	20	0	75	40	25	26.3
Yemen, Rep.	25	25	25	0	0	75	40	25	26.9
Zambia	75	100	100	80	40	100	80	75	81.3
Zimbabwe	100	100	75	80	40	100	100	100	86.9

Source: Women, Business and the Law database.

